

2018 MUNICIPAL DATA SHEET
 CALENDAR YEAR
 (Must Accompany CY2018 Budget)

MUNICIPALITY: Township of Lyndhurst

COUNTY: Bergen

Honorable Robert B. Giangeruso	5/16/2021
_____ Mayor's Name	_____ Term Expires

Governing Body Members	
Name	Term Expires
John J. Montillo, Jr.	5/16/2021
Thomas A. Di Maggio	5/16/2021
Karen Haggerty	5/16/2021
Richard L. Jarvis, Sr.	5/16/2021
_____	_____
_____	_____

Municipal Officials	
Angela White	C-1803
_____ Municipal Clerk	_____ Cert No.
Joan Barone	T-8280
_____ Tax Collector	_____ Cert No.
Robert Benecke	N-0093
_____ Chief Financial Officer-(Interim)	_____ Cert No.
Steven Wielkotz	CR00413
_____ Registered Municipal Accountant	_____ Lic. No.
Carmine R. Alampi	
_____ Municipal Attorney	

Official Mailing Address of Municipality

367 Valley Brook Avenue
 Lyndhurst, New Jersey 07071
 Voice (201) 804-2457 Facsimile (201) 939-9383

Please attach this to your CY2018 Budget and mail to:


Director, Division of Local Government Services
 Department of Community Affairs
 PO Box 803
 Trenton, New Jersey 08625

<u>Division Use Only</u>	
Municode:	_____
Public Hearing Date:	_____

CY2018 MUNICIPAL BUDGET
CALENDAR YEAR

Municipal Budget of the Township of Lyndhurst, County of Bergen for the year 2018


It is hereby certified that the Budget and Capital Budget annexed hereto and hereby made a part hereof is a true copy of the Budget and Capital Budget approved by resolution of the governing body and that public advertisement will be made in accordance with the provisions of N.J.S. 40A:4-6 and N.J.A.C. 5:30-4.4(d).

Certified by me, this 8th day of May, 2018

Angela White, Township Clerk

It is hereby certified that the approved Budget annexed hereto and hereby made a part is an exact copy of the original on file with the Clerk of the Governing Body, that all additions are correct, all statements contained herein are in proof and the total of anticipated revenues equals the total of appropriations.

It is hereby certified that the approved Budget annexed hereto and hereby made a part is an exact copy of the original on file with the Clerk of the Governing Body, that all additions are correct, all statements contained herein are in proof, the total of anticipated revenues equals the total of appropriations and the budget is in full compliance with the Local Budget law, N.J.S. 40A:4-1 et seq.

Certified by me, this 8th day of May, 2018



Registered Municipal Accountant
401 Wanaque Avenue, Pompton Lakes, NJ 07442


Address

973-835-6631

Facsimile Number

973-835-7900

Telephone Number



Robert Benecke, Interim CFO
367 Valley Brook Avenue, Lyndhurst, NJ 07071

Address

(201) 939-9383

Facsimile Number

(201) 804-2457

Telephone Number

	DO NOT USE THESE SPACES	

(Do not advertise this Certification form)

CERTIFICATION OF ADOPTED BUDGET	
It is hereby certified that the amount to be raised by taxation for local purposes has been compared with the approved Budget previously certified by me and any changes required as a condition to such approval have been made. The adopted budget is certified with respect to the foregoing only.	
STATE OF NEW JERSEY Department of Community Affairs Director of the Division of Local Government Services	
Dated: _____	By: _____

CERTIFICATION OF APPROVED BUDGET	
It is hereby certified that the Approved Budget made part hereof complies with the requirements of law, and approval is given pursuant to N.J.S. 40A:4-79.	
STATE OF NEW JERSEY Department of Community Affairs Director of the Division of Local Government Services	
Dated: _____	By: _____

COMMENTS OR CHANGES REQUIRED AS A CONDITION OF CERTIFICATION OF DIRECTOR OF LOCAL GOVERNMENT SERVICES

The changes or comments which follow must be considered in connection with further action on this budget.

Township of Lyndhurst, County of Bergen

Section 1.

Resolution # 20910-18

Be It Resolved, that the following statements of revenues and appropriations shall constitute the Municipal Budget for the Year 2018;

Be It Further Resolved, that said Budget be published in "The Record," in the issue of May 25th, 2018;

The Governing Body of the Township of Lyndhurst does hereby approve the following as the Budget for the Budget Year 2018:

RECORDED VOTE (Insert last name)	Ayes	[<ul style="list-style-type: none"> Giangeruso Montillo DiMaggio Haggerty Jarvis]	Nays	[]	Abstained [Absent [
-------------------------------------	------	--	------	------------------------	---

Notice is hereby given that the Budget and Tax Resolution was approved by the Mayor and Members of the Board of Commissioners of the Township of Lyndhurst, County of Bergen, on May 8, 2018;
 A Hearing on the Budget and Tax Resolution will be held at the Township Hall Building, Valley Brook Avenue, Lyndhurst, New Jersey 07071, on June 12, 2018 at 7:00 o'clock P.M.
 at which time and place objections to said Budget and Tax Resolution for the Year 2018 may be presented by taxpayers or other interested persons.

EXPLANATORY STATEMENT
SUMMARY OF CURRENT FUND SECTION OF APPROVED BUDGET

General Appropriations For: (Reference to item and sheet number should be omitted in advertised budget)	
1. Appropriations within "CAPS" -	
(a) Municipal Purposes {(Item H-1, Sheet 19) (N.J.S. 40A:4-45.2)}	27,350,956.74
2. Appropriations excluded from "CAPS" -	
(a) Municipal Purposes {(Item H-2, Sheet 28) (N.J.S. 40A:4-45.3 as amended)}	10,111,170.47
(b) Local District School Purposes in Municipal Budget (Item K, Sheet 29)	-
Total General Appropriations excluded from "CAPS" (Item O, Sheet 29)	10,111,170.47
3. Reserve for Uncollected Taxes (Item M, Sheet 29) - Based on Estimated 96.85% percent of Tax Collections	2,496,726.06
4. Total General Appropriations (Item 9, Sheet 29) Building Aid Allowance for Schools-State Aid 2017-\$0.00, 2016-\$0.00	39,958,853.27
5. Less: Anticipated Revenues Other Than Current Property Tax (Item 5, Sheet 11) (i.e. Surplus, Miscellaneous Revenues and Receipts from Delinquent Taxes)	6,819,262.41
6. Difference: Amount to be Raised by Taxes for Support of Municipal Budget (as follows)	
(a) Local Tax for Municipal Purposes Including Reserve for Uncollected Taxes (Item 6(a), Sheet 11)	32,027,031.00
(b) Addition to Local District School Tax (Item 6(b), Sheet 11)	
(c) Minimum Library Tax (Item 6(c), Sheet 11)	1,112,559.86
Total Amount to be Raised by Taxes for Support of Municipal Budget	33,139,590.86

EXPLANATORY STATEMENT - (Continued)
SUMMARY OF CY2017 APPROPRIATIONS EXPENDED AND CANCELED

	General Budget	Water Utility	Swim Pool Utility
Budget Appropriations - Adopted Budget	39,355,051.65	4,583,773.90	281,179.50
Budget Appropriations - Added by N.J.S. 40A:4-87		-	-
Emergency Appropriations	-	-	-
Total Appropriations	39,355,051.65	4,583,773.90	281,179.50
Expenditures:			
Paid or Charged (Including Reserve for Uncollected Taxes)	37,047,538.41	3,506,147.44	275,852.42
Reserved	2,299,406.69	1,018,771.94	5,327.08
Unexpended Balances Canceled	8,106.55	58,854.52	
Total Expenditures and Unexpended Balances Canceled	39,355,051.65	4,583,773.90	281,179.50
Overexpenditures*	-		-

*See Budget Appropriation Items so marked to the right of column "Expended CY2017 Reserved"

Explanation of Appropriations for
"Other Expenses"

The amounts appropriated under the title of "Other Expenses" are for operating costs other than "Salaries & Wages". Some of the items included in "Other Expenses" are:

Materials, supplies and non-bondable equipment;
Repairs and Maintenance of buildings, equipment, roads, etc.
Contractual services for garbage and trash removal, fire hydrant service, aid to volunteer fire companies, etc.;;
Printing and advertising, utility services, insurance and many other items essential to the services rendered by municipal government.

Explanatory Statement - (continued)
Budget Message

Analysis of Compensated Absence Liability

Legal basis for benefit
(check applicable items)

Organization/Individuals Eligible for Benefit	Gross Days of Accumulated Absence	Value of Compensated Absences	Approved Labor Agreement	Local Ordinance	Individual Employment Agreements
Public Affairs	183	\$ 37,537		√√	
Revenue & Finance	433	\$ 67,293		√√	
Public Safety-Non-Uniformed	430	\$ 62,761		√√	
DPW	811	\$ 137,107	√√		
Water - DPW	60	\$ 6,637	√√		
Parks & Public Property	966	\$ 159,386	√√		
Police-Sick Days Only.	5,923	\$ 3,082,955	√√		Police Chief
As in prior years we have eliminated the claims for "other" accrued time in the police department.					
Totals	8,806 days	\$ 3,553,676			
Total Funds Reserved as of end of 2017		\$ 400,000			
Total Funds Appropriated in 2018		\$ -			

**This issue has caused the only serious imbalance in this budget.
BUDGET MESSAGE - STRUCTURAL BUDGET IMBALANCES**

Revenues at Risk	Non-recurring current appropriations	Future Year Appropriation Increases	Structural Imbalance Offsets	Line Item. Put "X" in cell to the left that corresponds to the type of imbalance.	Amount	
			X	Ongoing appropriations to finance the EnCap failure.	\$2,195,095.00	The failure of the EnCap project is being financed for the fifth year in this budget. This is the most serious imbalance affecting this budget.
			X	Tax appeal refund exposure remains.	Ongoing sums	The office of the tax assessor has over-assessed commercial properties located in the New Jersey Meadowlands District. Although the tax assessor works directly for the Bergen County Board of Taxation and the State Division of Taxation, the Township is concerned about that financial impact from tax over-assessments.

Appropriation "CAP" Calculation		Levy "CAP" Calculation	
The following is the 2018 Budget CAP Calculation.			
Total General Appropriations for CY 2017	\$ 39,355,051.65	Prior Year Amount to be Raised by Taxation for Municipal Purposes	\$ 32,876,406.21
Cap Base Adjustments:	-	Plus: Transition Year Adjustment	
	-	Subtotal	32,876,406.21
Adjusted CAP Base	39,355,051.65	Less:	
<i>Exceptions Less:</i>		One Year Waivers	
Total Other Operations	3,072,510.08	Prior Year Capital Improvement Fund & Down Payments	-
Total Capital Improvements	435,000.00	Prior Year Deferred Charges to Future Taxation Unfunded	-
Total Debt Service	6,125,715.00	Prior Year Recycling Tax	-
Total Interlocal Service Agreements	61,000.00	Changes in Service Provider and Adjustments (+/-)	-
Total Public & Private Programs	94,979.44	Net Prior Year Tax Levy for Municipal Purpose Tax for Cap Calculation	32,876,406.21
Total Deferred Charges	-	Plus: Cap Increase 2.00%	657,528.12
Total Judgements	-	Adjusted Tax Levy Prior to Exclusions	33,533,934.33
Reserve for Uncollected Taxes	3,042,703.69	<i>Exclusions:</i>	
Total Exceptions	12,831,908.21	Allowable Debt Service and Capital Lease Increase	
Amount on Which "CAP" is Applied	26,523,143.44	Offsets to State formula aid loss	-
"CAP" Increase - Allowable- two and one-half percent (2.5%).	663,078.59	Allowable pension increases	\$117,465.00
Appropriations allowable Within "CAPS" {H-1}-prior to adjustments	27,186,222.03	Allowable increase in Reserve for Uncollected Taxes	-
Increase in Valuations at Local Purpose Rate		Allowable increase in health care costs	
8,337,400.00	99,048.31	Allowable LOSAP Exclusion	
Maximum Appropriations Within "CAPS" {H-1}	\$ 27,285,270.34	Capital Improvement Fund	315,000.00
2018 Appropriations Within "CAPS" {H-1}	\$ 26,523,143.44	Deferred Charges - Emergencies and Capital Ordinance Payments	
2018 "CAP" Bank	\$ 762,126.90	<i>Add Total Exclusions</i>	\$432,465.00
Also available:		Less Cancelled or Unexpended Waivers	-
2016 Bank	\$ 952,016.55	Less Cancelled or Unexpended Exclusions	8,107.00
2017 Bank	\$ 497,425.91	Adjusted Tax Levy	\$ 33,958,292.33
Total Budget CAP Bank; 2016, 2017, 2018.	2,211,569.36	<i>Additions:</i>	
Total Appropriations Within "CAPS" - Sheet 19 Item H-1	\$ 26,523,143.44	New Ratables - Increase in Valuations (New Construction and Additions)	\$ 8,337,400.00
		Prior Year's Local Municipal Purpose Tax Rate (per \$100)	1.188
		2016 and 2017 Cap Bank Utilized in 2018	\$0
		Waiver application amount	-
		Maximum Allowable Amount to be Raised by Taxation	\$ 34,057,341
		Amount to be Raised by Taxation for Municipal Purposes	\$ 33,139,591
Amount Under/(Over) "CAPS" (No use of Bank is required in 2018)	\$ 762,126.90	Amount Under/(Over) "CAPS"-2018 The Levy CAP Bank	under \$ 917,750.00

*includes PFRS & PERS

Explanatory Statement - (continued)

Employee Group Insurance Disclosure per LFN 2011-4

Pursuant to Chapter 2 of the Laws of 2010, local governments began collecting a minimum of 1.5% of employee salaries to offset employer health care costs. This law applies to all employees and will be effective upon the completion of any labor contracts that were in effect at the time the law was enacted. Set forth below is information required to be disclosed pertaining to employee group insurance:

The total 2017 Employee Group (Medical) Insurance Appropriation was:	<u>\$ 3,891,750</u>
Total 2018 Anticipated Cost-United Health Care plus Prescription Policy	\$ 4,241,000
Less: Employee Contributions (Includes Uniformed Employees for 2017)	<u>336,000</u>
Employer share per the 2018 Budget	<u>\$ 3,905,000</u>
Percent Increase (Decrease {-})	<u>0.3%</u>
2018 Appropriation CAP Breakdown:	
Allowable Inside Appropriation "CAPS" {4% over the 2017 Appropriation}.	\$ 4,047,420
Outside Appropriation "CAPS" {The amount of increase over 4%}.	<u>-</u>
	<u>\$ 4,047,420</u>
2018 Percent increase in health insurance appropriations.	<u>0.3%</u>
2018 Employee Health Benefit Waivers (13 @ \$3,000)	<u>\$ 39,000</u>

Explanatory Statement - (continued)

1-Budget Summary:

The most important fiscal policy of the Township of Lyndhurst, Board of Commissioners is to continue to stabilize property taxes.

The 2018 Budget is established at \$39,958,853. The 2017 Budget was \$39,355,052. This is an increase of \$633,801; a 1.53% increase.

This 2018 budget includes a municipal tax rate increase of 1%.

2-The failed EnCap project and tax appeals:

We continue to face the task of financing the failed EnCap project. In summary, this failed project had two serious, negative consequences on Lyndhurst.

First, the Township lost \$121,000,000 in assessed value (tax base). This is \$2,252,415 annually (in 2012 tax dollars).

Second, the Township was forced to refund prior years taxes paid, and more importantly, we did not receive tax payments from the NJMC, when the NJMD took over the EnCap property.

All of this adds up to the following payments in the 2018 Budget, resulting from the EnCap project.

EnCap Debt:

Refunding EnCap Debt	\$16,971,779	Excludes Interest
2010 NJMC area Tax Appeals	\$3,750,000	Last payment made: 2017
Total	\$20,721,779	
Amount to be paid in 2018	\$1,695,857	Excludes Interest

Accordingly, five (5) tax points in 2018 are dedicated to pay for the EnCap and related issues. In addition, several large commercial properties have appealed their tax assessments.

3-The Lincoln School Redevelopment:

On June 14, 2016 the Lyndhurst Board of Education and Lyndhurst Board of Commissioners adopted an ordinance to begin the funding process of the new Junior High School.

On February 21, 2017 an architect was decided upon after competitive proposals were received. The design of the school is proceeding toward bidding and construction.

The new Junior High School is scheduled to be completed in September 2020, subject to change.

GENERAL REVENUES		Anticipated CY2018	Anticipated CY2017	Realized in Cash In CY2017
1. Surplus Anticipated	08-101	1,425,000.00	1,000,000.00	1,000,000.00
2. Surplus Anticipated With Prior Written Consent of Director of Local Government Services	08-102		-	-
Total Surplus Anticipated	08-100	1,425,000.00	1,000,000.00	1,000,000.00
3. Miscellaneous Revenues - Section A: Local Revenues				
Licenses:				
Alcoholic Beverages	08-103	30,000.00	30,000.00	33,818.90
Other	08-104			
Fees and Permits	08-105	80,000.00	80,000.00	89,405.06
Fines and Costs:				
Municipal Court	08-110	465,000.00	465,000.00	487,344.91
Other	08-109			
Interest and Costs on Taxes	08-112	210,000.00	230,000.00	211,235.24
Interest and Costs on Assessments	08-115			
Parking Meters	08-111			
Interest on Investments and Deposits	08-113			
Anticipated Utility Operating Surplus	08-114			
Sewer Charges	08-117	175,000.00	160,000.00	181,127.73
Hotel Occupancy Tax	08-118	310,000.00	300,000.00	342,529.68
Industrial and Tax Exempt Sewer Charges	08-119			
Anticipated Utility Operating Surplus	08-120		-	
Total Section A	08	1,270,000.00	1,265,000.00	1,345,461.52

GENERAL REVENUES		Anticipated CY2018	Anticipated CY2017	Realized in Cash In CY2017
3. Miscellaneous Revenues - Section B: State Aid Without Offsetting Appropriations				
Consolidated Municipal Property Tax Relief Aid	09-200	143,156.00	143,156.00	143,156.00
Energy Receipts Tax (P.L. 1997, Chapters 162 & 167)	09-202	1,266,184.00	1,266,184.00	1,266,184.00
Garden State Trust Fund	09-299	-	-	
Total Section B	09	1,409,340.00	1,409,340.00	1,409,340.00

GENERAL REVENUES		Anticipated CY2018	Anticipated CY2017	Realized in Cash In CY2017
3. Miscellaneous Revenues - Section C: Dedicated Uniform Construction Code Fees Offset With Appropriations (N.J.S. 40A:4-36 and N.J.A.C. 5:23-4,17)				
Uniform Construction Code Fees	08-160	345,000.00	400,000.00	349,506.49
Special Item of General Revenue Anticipated With Prior Written Consent of Director of Local Government Services: Additional Dedicated Uniform Construction Code Fees Offset With Appropriations (N.J.S. 40A:4-45.3h and N.J.A.C. 5:23-4.17)				
Uniform Construction Code Fees		-	-	-
Total Section C		345,000.00	400,000.00	349,506.49

GENERAL REVENUES		Anticipated CY2018	Anticipated CY2017	Realized in Cash In CY2017
3. Miscellaneous Revenues - Section D: Special Items of General Revenue Anticipated With Prior Written Consent of the Director of Local Government Services - Interlocal Municipal Service Agreements Offset With Appropriations:				
Total Section D	11	-	-	-

GENERAL REVENUES		Anticipated CY2018	Anticipated CY2017	Realized in Cash In CY2017
3. Miscellaneous Revenues - Section E: Special Items of General Revenue Anticipated With Prior Written Consent of the Director of Local Government Services - Additional Revenues Offset With Appropriations (N.J.S. 40A:4-45.3h):				
Total Section E	08	-	-	-

GENERAL REVENUES		Anticipated CY2018	Anticipated CY2017	Realized in Cash In CY2017
3. Miscellaneous Revenues - Section F: Special Items of General Revenue Anticipated With Prior Written Consent of the Director of Local Government Services - Public and Private Revenues Offset With Appropriations:				
Clean Communities Program	10-702	36,518.55	42,985.11	42,985.11
Recycling Tonnage Grant	10-701	55,599.13	24,975.26	24,975.26
Drunk Driving Enforcement Fund	10-704	36,133.11	10,500.00	10,500.00
Drive Sober or Get Pulled Over	10-703			-
Veterans				-
Body Armor Replacement Program	10-705	4,517.26	4,189.14	4,189.14
Recreation Opportunities for Individual with Disabilities - (ROID)	10-706		7,500.00	7,500.00
Alcohol Education & Rehabilitation Program	10-710	5,983.61	3,142.43	3,142.43
N.J. Meadowlands Commission	10-791			-
NJSCA Grant	10-792			-
FEMA Storm Reimbursements	10-793			-
FEMA Fire Department Grant (CH 159)				-
Bergen County Arts Grant	10-792	1,569.75	1,687.50	1,687.50
Private Donation - Lower Passaic River (CPG)	10-706			-
Confiscated Funds				
Total Section F	10, 12	140,321.41	94,979.44	94,979.44

GENERAL REVENUES		Anticipated CY2018	Anticipated CY2017	Realized in CY2017
3. Miscellaneous Revenues - Section G: Special Items of General Revenue Anticipated With Prior Written Consent of the Director of Local Government Services - Other Special Items:				
Uniform Fire Safety Act	08-106			
Cellular Tower Fees	08-122			
Franchise Fee - Comcast	08-123	90,900.00	90,000.00	93,758.63
Franchise Fee - Verizon FIOS	08-123	182,000.00	160,000.00	226,549.31
Recreation Commission Contribution	08-126			
Recycling Proceeds	08-131	25,000.00	20,000.00	36,334.39
State of N.J. - DMV Inspection Fees	08-132			
	08-151			
	08-152			
Shared Service Agreement - Lyndhurst Board of Education-Legal Services-Township Attorney Reimbursement	08-153		40,625.00	91,250.00
PILOT Payments - NJ Meadowlands Commission	08-154	175,000.00	175,000.00	175,000.00
Shared Service Agreement - Lyndhurst Board of Education (Swimming Pool)	08-155	150,000.00	150,000.00	150,000.00
Shared Service Agreement - Lyndhurst Board of Education (Jefferson School)	08-156	140,000.00	140,000.00	140,000.00
Felician College - Athletic Field Usage Contract	08-157	20,000.00	17,000.00	40,000.00
Ambulance Fees	08-158	330,000.00	330,000.00	372,631.79
Police Off-Duty Trust Fund Contribution	08-159	80,000.00	80,000.00	80,000.00
	08-160			
Pension Contribution - Library	08-161	96,060.00	96,060.00	96,060.00
Pension Contribution - Water Utility	08-162	45,401.00	45,401.00	45,401.00
Pension Contribution - Swimming Pool Utility	08-163	5,240.00	5,240.00	5,240.00
	08-164			
	08-165			
	08-166			
	08-167			
Total Section G	08	1,339,601.00	1,349,326.00	1,552,225.12

GENERAL REVENUES		Anticipated CY2018	Anticipated CY2017	Realized in Cash In CY2017
1. Surplus Anticipated		1,425,000.00	1,000,000.00	1,000,000.00
2. Surplus Anticipated with Prior Written Consent of Director of Local Government Services		-	-	-
3. Miscellaneous Revenues:				
Total Section A: Local Revenues		1,270,000.00	1,265,000.00	1,345,461.52
Total Section B: State Aid Without Offsetting Appropriations		1,409,340.00	1,409,340.00	1,409,340.00
Total Section C: Dedicated Uniform Construction Code Fees Offset with Appropriations		345,000.00	400,000.00	349,506.49
Total Section D: Special Items of General Revenue Anticipated with Prior Written Consent of Director of Local Government Services - Interlocal Municipal Service Agreements		-	-	-
Total Section E: Special Items of General Revenue Anticipated with Prior Written Consent of Director of Local Government Services - Additional Revenues		-	-	-
Total Section F: Special Items of General Revenue Anticipated with Prior Written Consent of Director of Local Government Services - Public and Private Revenues		140,321.41	94,979.44	94,979.44
Total Section G: Special Items of General Revenue Anticipated with Prior Written Consent of Director of Local Government Services - Other Special Items		1,339,601.00	1,349,326.00	1,552,225.12
Total Miscellaneous Revenues	40004-00	4,504,262.41	4,518,645.44	4,751,512.57
4. Receipts From Delinquent Taxes	15-499	890,000.00	960,000.00	851,602.38
5. Subtotal General Revenues (Items 1,2,3 and 4)	40001-00	6,819,262.41	6,478,645.44	6,603,114.95
6. Amount to be Raised by Taxes for Support of Municipal Budget:				
a) Local Tax for Municipal Purposes Including Reserve for Uncollected Taxes	07-190	32,027,031.00	31,825,178.67	33,399,788.10
b) Addition to Local District School Tax	07-191		-	
c) Minimum Library Tax	07-192	1,112,559.86	1,051,227.54	1,051,227.54
Total Amount to be Raised by Taxes for Support of Municipal Budget	40002-00	33,139,590.86	32,876,406.21	34,451,015.64
7. Total General Revenues	40000-00	39,958,853.27	39,355,051.65	41,054,130.59

8. GENERAL APPROPRIATIONS (A) Operations - Within "CAPS"	F.C.O.A.	CY2018	CY2017	CY2017 Emergency Appropriation	Total for CY2017 As Modified By All Transfers	Paid or Charged	Reserved	Unexpended Balance Canceled	Overexpenditure
DEPARTMENT OF PUBLIC AFFAIRS:									
Director's Office:									
Salaries and Wages	20-110-1	6,200.00	6,700.00	-	6,700.00	6,700.00	-		
Central Services:									
Salaries and Wages	20-111-1	61,114.00	53,414.00	-	55,014.00	54,905.35	108.65		
Other Expenses	20-111-2	100,000.00	80,000.00	-	80,000.00	74,253.33	5,746.67		
				-					
Municipal Clerk:									
Salaries and Wages	20-120-1	163,852.00	153,659.53	-	155,159.53	154,977.30	182.23		
Other Expenses	20-120-2	60,000.00	60,000.00	-	60,000.00	55,541.26	4,458.74		
Tax Assessment Administration:									
Salaries and Wages	20-150-1	154,382.00	154,012.85	-	154,412.85	154,348.77	64.08		
Other Expenses	20-150-2	20,000.00	15,000.00		15,000.00	7,730.98	7,269.02		
Planning Board:									
Other Expenses	21-180-1	18,000.00	18,000.00	-	15,800.00	13,689.57	2,110.43		
Other Expenses-Affordable Housing Litigation	21-180-2	20,000.00	20,000.00	-	20,000.00	10,359.26	9,640.74		
Zoning Board of Adjustment:									
Salaries and Wages	21-185-1	3,552.00	3,552.00	-	3,552.00	3,552.00	-		
Other Expenses	21-185-2	7,000.00	4,500.00	-	6,700.00	6,185.16	514.84		
Rent Leveling Board:									
Salaries and Wages	22-195-1			-					
Other Expenses	22-195-2	900.00	900.00	-	900.00	858.33	41.67		
Public Health Services:									
Salaries and Wages	27-330-1	164,724.00	167,562.00	-	154,562.00	140,326.11	14,235.89		
Other Expenses	27-330-2	143,000.00	130,000.00	-	143,000.00	142,513.01	486.99		
Medical Transportation Program:									
Salaries and Wages	27-330-1	50,600.00	32,100.00	-	32,100.00	23,852.38	8,247.62		
Other Expenses	27-330-2	250.00	250.00	-	250.00	0.00	250.00		
Aid to Mental Health Association:									
Other Expenses	27-360-2		5,000.00	-	5,000.00	0.00	5,000.00		
TOTAL DEPARTMENT OF PUBLIC AFFAIRS		973,574.00	904,650.38	-	908,150.38	849,792.81	58,357.57	-	-

8. GENERAL APPROPRIATIONS					Total for			Unexpended	
(A) Operations - Within "CAPS"				CY2017	CY2017 As	Paid or	Reserved	Balance	
	F.C.O.A.	CY2018	CY2017	Emergency	Modified By All	Charged		Canceled	Overexpenditure
				Appropriation	Transfers				
DEPARTMENT OF REVENUE AND FINANCE:									
Director's Office:									
Salaries and Wages	20-110-1	6,200.00	6,200.00	-	6,200.00	6,199.92	0.08		
Financial Administration:							-		
Salaries and Wages	20-145-1	173,275.00	172,978.42	-	157,258.42	122,792.58	34,465.84		
Other Expenses	20-145-2	35,000.00	35,000.00	-	32,000.00	20,269.52	11,730.48		
Revenue Administration:							-		
Salaries and Wages	20-145-1	217,659.00	217,191.90	-	217,191.90	211,141.94	6,049.96		
Other Expenses	20-145-2	20,000.00	18,000.00	-	18,000.00	12,363.41	5,636.59		
TOTAL DEPARTMENT OF REVENUE AND FINANCE		452,134.00	449,370.32	-	430,650.32	372,767.37	57,882.95	-	-

8. GENERAL APPROPRIATIONS (A) Operations - Within "CAPS"	F.C.O.A.	CY2018	CY2017	CY2017 Emergency Appropriation	Total for CY2017 As Modified By All Transfers	Paid or Charged	Reserved	Unexpended Balance Canceled	Overexpenditure
DEPARTMENT OF PUBLIC SAFETY:									
Director's Office:									
Salaries and Wages	20-110-1	6,700.00	6,200.00	-	6,200.00	6,200.00	-		
Police:									
Salaries and Wages	25-240-1	6,723,161.96	6,741,649.39	-	6,326,649.39	6,303,292.38	23,357.01		
Other Expenses	25-240-2	455,000.00	455,000.00	-	455,000.00	342,089.30	112,910.70		
Purchase of Police Cars	25-240-2	142,000.00					-		
Police Clerical:									
Salaries and Wages	25-240-1	299,355.00	257,397.35	-	264,897.35	263,859.15	1,038.20		
Acquisition of Enforcement Vehicles									
Other Expenses	25-240-2	66,000.00		-			-		
School Marshalls:									
Salaries and Wages	25-240-1	396,602.00	392,033.60	-	392,033.60	366,849.86	25,183.74		
Other Expenses	25-240-2	6,000.00	6,000.00	-	6,000.00	5,071.97	928.03		
Office of Emergency Management:									
Salaries and Wages	25-250-1	8,875.00	8,875.00		8,875.00	8,405.75	469.25		
Other Expenses	25-250-2	3,000.00	3,000.00		3,000.00	1,356.20	1,643.80		
Emergency Medical Services:									
Salaries and Wages	25-252-1	318,951.00	264,708.00	-	271,208.00	268,433.24	2,774.76		
Other Expenses	25-252-2	36,000.00	36,000.00	-	36,000.00	30,434.91	5,565.09		
Other Expenses - Third Party Billing	25-252-2	40,000.00	40,000.00	-	40,000.00	21,827.56	18,172.44		
Aid to Volunteer Fire Companies:									
Other Expenses	25-255-2	90,000.00	90,000.00	-	90,000.00	88,937.85	1,062.15		
Aid to Volunteer Ambulance Companies:									
Other Expenses	25-260-2	44,000.00	44,000.00	-	44,000.00	43,740.64	259.36		
Fire Department (Uniform Fire Safety):									
Salaries and Wages	25-265-1	85,198.00	84,698.00	-	70,698.00	42,655.00	28,043.00		
Other Expenses	25-265-2	18,000.00	16,500.00	-	16,500.00	8,284.77	8,215.23		
Township Prosecutor:									
Salaries and Wages	25-275-1	17,596.00	17,596.00	-	17,596.00	17,595.98	0.02		
Municipal Court:									
Salaries and Wages	43-490-1	204,212.00	203,924.26	-	203,924.26	201,504.36	2,419.90		
Other Expenses	43-490-2	21,000.00	18,000.00	-	18,000.00	5,563.46	12,436.54		
Public Defender (P.L. 1997, c.256)									
Salaries and Wages	43-495-1	10,451.00	10,451.00	-	10,451.00	10,450.99	0.01		
Other Expenses	43-495-2	1,000.00	1,000.00	-	1,000.00	0.00	1,000.00		
TOTAL DEPARTMENT OF PUBLIC SAFETY		8,993,101.96	8,697,032.60	-	8,282,032.60	8,036,553.37	245,479.23	-	-

8. GENERAL APPROPRIATIONS (A) Operations - Within "CAPS"	F.C.O.A.	CY2018	CY2017	CY2017 Emergency Appropriation	Total for CY2017 As Modified By All Transfers	Paid or Charged	Reserved	Unexpended Balance Canceled	Overexpenditure
DEPARTMENT OF PUBLIC WORKS:									
Director's Office:									
Salaries and Wages	20-110-1	6,200.00	6,200.00	-	6,200.00	6,199.92	0.08		
Engineering:									
Salaries and Wages	20-165-1	2,998.00	2,998.00	-	2,998.00	2,998.00	-		
Other Expenses	20-165-2	60,000.00	60,000.00	-	60,000.00	53,298.13	6,701.87		
Road Repairs and Maintenance:									
Salaries and Wages	26-290-1	254,107.99	253,613.69	-	253,613.69	228,470.03	25,143.66		
Other Expenses	26-290-2	160,000.00	160,000.00	-	160,000.00	136,158.10	23,841.90		
Snow Control:									
Salaries and Wages	26-290-1								
Sewer System:									
Salaries and Wages	26-300-1	408,226.99	397,648.18	-	397,648.18	387,942.25	9,705.93		
Other Expenses	26-300-2	130,000.00	140,000.00	-	97,000.00	68,329.08	28,670.92		
Public Works Administration:									
Salaries and Wages	26-300-1	217,715.00	190,953.78	-	205,953.78	204,591.95	1,361.83		
Shade Trees:									
Salaries and Wages	26-300-1	276,437.00	230,869.44	-	258,869.44	258,838.37	31.07		
Other Expenses	26-300-2	52,000.00	52,000.00	-	52,000.00	36,081.37	15,918.63		
Drug and Alcohol Testing:									
Other Expenses	26-300-2	1,000.00	1,000.00	-	1,000.00	-	1,000.00		
Recycling/Beautification Program:									
Salaries and Wages	26-305-1	177,462.01	199,243.10	-	199,243.10	193,418.27	5,824.83		
Other Expenses	26-305-2	22,000.00	11,000.00	-	22,000.00	21,456.46	543.54		
Other Expenses - Recycling Contract	26-305-2	310,000.00	310,000.00	-	310,000.00	280,638.37	29,361.63		
Solid Waste Collection:									
Other Expenses	26-305-2	475,000.00	475,000.00	-	449,000.00	448,999.92	0.08		
Vehicle Maintenance:									
Other Expenses	26-315-2	140,000.00	140,000.00	-	140,000.00	117,734.66	22,265.34		
Dump Fees:									
Other Expenses (Type10)	32-465-2	680,000.00	680,000.00	-	650,000.00	579,642.07	70,357.93		
Other Expenses (Grass and Leaves)	32-465-2	50,000.00	50,000.00	-	50,000.00	38,020.00	11,980.00		
TOTAL DEPARTMENT OF PUBLIC WORKS		3,423,146.99	3,360,526.19	-	3,315,526.19	3,062,816.95	252,709.24	-	-

8. GENERAL APPROPRIATIONS (A) Operations - Within "CAPS"	F.C.O.A.	CY2018	CY2017	CY2017 Emergency Appropriation	Total for CY2017 As Modified By All Transfers	Paid or Charged	Reserved	Unexpended Balance Canceled	Overexpenditure
DEPARTMENT OF PARKS AND PUBLIC PROPERTY:									
Director's Office:									
Salaries and Wages	20-110-1	6,200.00	6,200.00	-	6,200.00	6,199.92	0.08		
Buildings and Grounds:							-		
Other Expenses	26-310-2	240,000.00	200,000.00	-	200,000.00	186,189.82	13,810.18		
Generator Testing-O.E.	26-310-2	12,900.00	10,000.00		10,000.00	10,000.00	-		
Recreation Services and Programs:							-		
Salaries and Wages	28-370-1	18,000.00	34,000.00	-	16,000.00	16,000.00	-		
Other Expenses	28-370-2	51,000.00	51,000.00	-	51,000.00	33,971.44	17,028.56		
Summer Day Camp:							-		
Salaries and Wages	28-370-1	150,000.00	150,000.00	-	132,000.00	128,902.59	3,097.41		
Handicapped Persons Program:							-		
Salaries and Wages	28-370-1	86,848.00	82,869.00	-	82,869.00	82,869.00	-		
Other Expenses	28-370-2	3,000.00	2,500.00	-	2,500.00	2,287.52	212.48		
Senior Citizen Activities:							-		
Salaries and Wages	28-370-1	12,500.00	12,500.00	-	12,500.00	10,609.73	1,890.27		
Other Expenses	28-370-2	2,500.00	2,500.00	-	2,500.00	2,451.43	48.57		
Maintenance of Parks:							-		
Salaries and Wages	28-375-1	1,256,132.99	1,255,550.32		1,291,550.32	1,291,482.72	67.60		
Other Expenses	28-375-2	100,000.00	90,000.00	-	90,000.00	48,164.49	41,835.51		
TOTAL DEPARTMENT OF PARKS AND PUBLIC PROPERTY		1,939,080.99	1,897,119.32	-	1,897,119.32	1,819,128.66	77,990.66	-	-

8. GENERAL APPROPRIATIONS (A) Operations - Within "CAPS"	F.C.O.A.	CY2018	CY2017	CY2017 Emergency Appropriation	Total for CY2017 As Modified By All Transfers	Paid or Charged	Reserved	Unexpended Balance Canceled	Overexpenditure
UNCLASSIFIED-Department Support									
Vehicle Maintenance -Other Expenses (Not-DPW-all other departments)	26-315-2	260,000.00	245,000.00		245,000.00	241,453.80	3,546.20		
General Postage Expenses	20-111-2	45,000.00	44,000.00	-	44,000.00	42,144.00	1,856.00		

8. GENERAL APPROPRIATIONS (A) Operations - Within "CAPS"	F.C.O.A.	CY2018	CY2017	CY2017 Emergency Appropriation	Total for CY2017 As Modified By All Transfers	Paid or Charged	Reserved	Unexpended Balance Canceled	Overexpenditure
Uniform Construction Code - Appropriations Offset by Dedicated Revenues (N.J.A.C. 5:23-4.17)									
Construction Code Official:									
Salaries and Wages	22-195-1	447,501.00	426,202.63	-	419,122.63	419,119.14	3.49		
Other Expenses	22-195-2	40,000.00	18,000.00	-	37,300.00	31,140.27	6,159.73		
Other Expenses - Clean Up/Demolition	22-195-2	2,500.00	2,500.00	-	2,500.00	0.00	2,500.00		
Other Expenses - Tenant Relocation	22-195-2	2,000.00	1,733.00	-	1,733.00	0.00	1,733.00		
Total Uniform Construction Code		492,001.00	448,435.63	-	460,655.63	450,259.41	10,396.22	-	-

8. GENERAL APPROPRIATIONS (A) Operations - Within "CAPS"	F.C.O.A.	CY2018	CY2017	CY2017 Emergency Appropriation	Total for CY2017 As Modified By All Transfers	Paid or Charged	Reserved	Unexpended Balance Canceled	Overexpenditure
UNCLASSIFIED-Continued:									
Other Insurance Premiums	23-210-2	1,300,000.00	1,215,500.00	-	1,675,500.00	1,672,885.37	2,614.63		
Disability Insurance Program	23-210-2	2,500.00	2,500.00	-	2,500.00	0.00	2,500.00		
Employee Group Insurance	23-220-2	3,905,000.00	3,905,000.00	-	3,891,750.00	3,273,993.03	617,756.97		
Health Benefit Waiver	23-220-2	39,000.00	24,000.00	-	37,250.00	37,250.00	0.00		
Unemployment Trust Contribution	23-225-2	53,000.00	53,000.00		53,000.00	44,230.59	8,769.41		
Legal Salary	20-155-1	0.00	89,625.00	-	95,250.00	95,250.00	-		
Legal Services Other Expenses	20-155-2	150,000.00	105,000.00		44,375.00		44,375.00		
Legal and Other Professional Services	20-155-2	235,000.00	329,700.00	-	341,700.00	320,312.18	21,387.82		
Legal Services - Tax Appeals	20-120-2	60,000.00	49,000.00	-	92,000.00	68,774.55	23,225.45		
Legal Services-Employment	20-155-2	36,000.00							
Legal Advertising	20-120-2	18,000.00	18,000.00	-	18,000.00	11,674.46	6,325.54		
Electricity	31-430-2	555,000.00	555,000.00	-	555,000.00	387,784.13	167,215.87		
Street Lighting	31-435-2	260,000.00	260,000.00	-	260,000.00	178,255.32	81,744.68		
Telephone	31-440-2	145,000.00	142,000.00	-	147,000.00	143,076.96	3,923.04		
Gasoline	31-460-2	235,000.00	240,000.00		235,000.00	130,603.31	104,396.69		
Annual Audit	20-135-2	85,000.00	100,000.00	-	100,000.00	50,000.00	50,000.00		
Data Processing	20-140-2	125,000.00	125,000.00	-	125,000.00	120,746.57	4,253.43		
Celebration of Public Events	30-420-2	77,000.00	77,000.00	-	77,000.00	73,605.72	3,394.28		
Shared Service Operating Expenses	30-425-2	33,000.00	33,000.00	-	33,000.00	0.00	33,000.00		
Swimming Pool-Other Expenses	30-500-2	4,000.00	1,000.00	-	4,000.00	0.00	4,000.00		
DEP Fees - Trust Loan (CW)	30-600-2		7,975.00	-	7,975.00	0.00	7,975.00		
NJEIT Fees - Trust Loan (CW)	30-600-2	4,605.00	4,605.00	-	4,605.00	4,605.00	0.00		
		7,627,105.00	7,625,905.00	-	8,088,905.00	6,896,644.99	1,192,260.01	-	-
Total Operations Within "CAPS"		23,900,143.94	23,383,039.44	-	23,383,039.44	21,487,963.56	1,895,075.88	-	-
Contingent	35-470-2	120,000.00	90,000.00	-	90,000.00	61,313.30	28,686.70		
Total Operations Including Contingent Within "CAPS"		24,020,143.94	23,473,039.44	-	23,473,039.44	21,549,276.86	1,923,762.58	-	-
Detail:									
Salaries and Wages		12,392,988.94	12,293,376.44	-	11,894,701.44	11,700,934.95	193,766.49	-	-
Other Expenses (Including Contingent)		11,627,155.00	11,179,663.00	-	11,578,338.00	9,848,341.91	1,729,996.09	-	-

8. GENERAL APPROPRIATIONS (E) Deferred Charges and Statutory Expenditures	F.C.O.A.	CY2018	CY2017	CY2017 Emergency Appropriation	Total for CY2017 As Modified By All Transfers	Paid or Charged	Reserved	Unexpended Balance Canceled	Overexpenditure
(1) DEFERRED CHARGES:									
Emergency Authorizations	46-870-2			-		-	-		
	46-870-2						-		
Expenditure Without Appropriation	46-870-2						-		
EnCap Refunding Township Portion	46-870-2	376,857.00	376,857.00		376,857.00	376,857.00	-		
Prior Year Bills:									
Smith Soudy-Road Resurfacing (2016)	30-410-2	122,913.13							

8. GENERAL APPROPRIATIONS (E) Deferred Charges and Statutory Expenditures	F.C.O.A.	CY2018	CY2017	CY2017 Emergency Appropriation	Total for CY2017 As Modified By All Transfers	Paid or Charged	Reserved	Unexpended Balance Canceled	Overexpenditure
(2) STATUTORY EXPENDITURES:									
Social Security System (O.A.S.I.)	36-472-2	510,000.00	510,000.00	-	510,000.00	479,267.77	30,732.23		
Consolidated Police and Firemen's Pension	36-474-2			-			-		
Public Employees Retirement System	36-471-2	637,660.67	588,441.00	-	588,441.00	588,441.00	-		
Police and Firemen's Retirement System	36-475-2	1,683,382.00	1,574,806.00	-	1,574,806.00	1,574,806.00	-		
Total Deferred Charges and Statutory Expenditures - Within "CAPS"		3,330,812.80	3,050,104.00	-	3,050,104.00	3,019,371.77	30,732.23	-	-
(F) Judgments			-	-	-	-	-	-	-
(G) Cash Deficit of Preceding Year			-	-	-	-	-	-	-
Total General Appropriations for Municipal (H-1) Purposes - Within "CAPS"		27,350,956.74	26,523,143.44	-	26,523,143.44	24,568,648.63	1,954,494.81	-	-

8. GENERAL APPROPRIATIONS (A) Operations - Excluded From "CAPS"	F.C.O.A.	CY2018	CY2017	CY2017 Emergency Appropriation	Total for CY2017 As Modified By All Transfers	Paid or Charged	Reserved	Unexpended Balance Canceled	Overexpenditure
OTHER APPROPRIATIONS									
Maintenance of Free Public Library	29-390-2	1,112,559.86	1,051,277.54	-	1,051,277.54	788,445.66	262,831.88	-	-
	30-430-2								
Lyndhurst/North Arlington Joint Meeting	31-455-2	175,986.00	175,986.00	-	175,986.00	175,986.00	-	-	-
Stormwater Management	36-481-2			-			-	-	-
Volunteer Length of Service Awards Program	36-478-2	85,000.00	85,000.00	-	85,000.00	48,420.00	36,580.00	-	-
N.J.M.C. Adjustment - Tax Sharing	36-479-2			-			-	-	-
Sewerage Processing and Disposal	32-465-2	1,777,355.20	1,760,246.54	-	1,760,246.54	1,760,246.54	-	-	-
	36-471-2						-		
							-		
							-		
							-		
Total Other Appropriations		3,150,901.06	3,072,510.08	-	3,072,510.08	2,773,098.20	299,411.88	-	-

8. GENERAL APPROPRIATIONS (A) Operations - Excluded From "CAPS"	F.C.O.A.	CY2018	CY2017	CY2017 Emergency Appropriation	Total for CY2017 As Modified By All Transfers	Paid or Charged	Reserved	Unexpended Balance Canceled	Overexpenditure
UNIFORM CONSTRUCTION CODE APPROPRIATIONS OFFSET BY INCREASED FEE REVENUES (N.J.A.C. 5:23-4.17):									
Total Uniform Construction Code Appropriations		-	-	-	-	-	-	-	-

8. GENERAL APPROPRIATIONS (A) Operations - Excluded From "CAPS"	F.C.O.A.	CY2018	CY2017	CY2017 Emergency Appropriation	Total for CY2017 As Modified By All Transfers	Paid or Charged	Reserved	Unexpended Balance Canceled	Overexpenditure
INTERLOCAL MUNICIPAL SERVICE AGREEMENTS									
911/Dispatch:									
Other Expenses	30-441-2		30,000.00	-	30,000.00	-	30,000.00		
Borough of Wanaque							-		
Qualified Purchasing Agent Services	30-441-2		31,000.00		31,000.00	15,500.00	15,500.00		
							-		
							-		
Total Interlocal Municipal Service Agreements		-	61,000.00	-	61,000.00	15,500.00	45,500.00	-	-

8. GENERAL APPROPRIATIONS (A) Operations - Excluded From "CAPS"	F.C.O.A.	CY2018	CY2017	CY2017 Emergency Appropriation	Total for CY2017 As Modified By All Transfers	Paid or Charged	Reserved	Unexpended Balance Canceled	Overexpenditure
ADDITIONAL APPROPRIATIONS OFFSET BY REVENUES (N.J.S. 40A:4-43.3h):									
Total Additional Appropriations Offset by Revenues		-	-	-	-	-	-	-	-

8. GENERAL APPROPRIATIONS (A) Operations - Excluded From "CAPS"	F.C.O.A.	CY2018	CY2017	CY2017 Emergency Appropriation	Total for CY2017 As Modified By All Transfers	Paid or Charged	Reserved	Unexpended Balance Canceled	Overexpenditure
PUBLIC AND PRIVATE PROGRAMS OFFSET BY REVENUES									
B.C. Prosecutor's Office - Confiscated Funds									
Clean Communities Program	41-702-2	36,518.55	42,985.11		42,985.11	42,985.11	-		
Recycling Tonnage Grant	41-701-2	55,599.13	24,975.26	-	24,975.26	24,975.26	-		
Drunk Driving Enforcement Fund	41-704-2	36,133.11	10,500.00	-	10,500.00	10,500.00	-		
Drive Sober or Get Pulled Over	41-703-2			-			-		
Over the Limit Under Arrest				-			-		
Body Armor Replacement Program	41-705-2	4,517.26	4,189.14	-	4,189.14	4,189.14	-		
Recreation Opportunities for Individuals with Disabilities - State	41-706-2			-			-		
N.J.M.C. Municipal Assistance Program	41-791-2			-			-		
200 Club Grant - Roadside LED Traffic Wand Batons	41-792-2			-			-		
FEMA Storm Reimbursements	39-484-2			-			-		
Handicapped Recreation (ROID)	41-706-2		7,500.00	-	7,500.00	7,500.00	-		
NJ State Cultural Affairs Grant	41-706-2			-			-		
Veterans Grant				-			-		
Confiscated Funds-Police O.E.	41-702-2			-			-		
Alcohol Education & Rehabilitation Program	41-703-2	5,983.61	3,142.43	-	3,142.43	3,142.43	-		
Lower Passaic River (CPG) Park Grant	41-706-2						-		
Bergen County Arts Grant	41-706-2	1,569.75	1,687.50		1,687.50	1,687.50	-		

8. GENERAL APPROPRIATIONS (A) Operations - Excluded From "CAPS"	F.C.O.A.	CY2018	CY2017	CY2017 Emergency Appropriation	Total for CY2017 As Modified By All Transfers	Paid or Charged	Reserved	Unexpended Balance Canceled	Overexpenditure
PUBLIC AND PRIVATE PROGRAMS OFFSET BY REVENUES (Continued)									
Total Public and Private Programs Offset by Revenues		140,321.41	94,979.44	-	94,979.44	94,979.44	-	-	-
Total Operations Excluded From "CAPS"		3,291,222.47	3,228,489.52	-	3,228,489.52	2,883,577.64	344,911.88	-	-
Detail:									
Salaries and Wages		-	-	-	-	-	-	-	-
Other Expenses		3,291,222.47	3,228,489.52	-	3,228,489.52	2,883,577.64	344,911.88	-	-

8. GENERAL APPROPRIATIONS (C) Capital Improvements - Excluded From "CAPS"	F.C.O.A.	CY2018	CY2017	CY2017 Emergency Appropriation	Total for CY2017 As Modified By All Transfers	Paid or Charged	Reserved	Unexpended Balance Canceled	Overexpenditure
Capital Improvement Fund	44-900-2	150,000.00	250,000.00	-	250,000.00	250,000.00	-		
Down Payment on Improvements	44-900-2			-			-		
Acquisition of a heavy truck and related equipment							-		
Acquisition of Ambulance (Net of Insurance Proceeds)							-		
Acquisition of Central Computer Servers							-		
Acquisition of Remote Fire Computer Servers		20,000.00					-		
Reconstruction of Sewers							-		
Reconstruction of Sidewalks							-		
Installation of new HVAC system and windows at the municipal bldg.							-		
Acquisition of Street Sweeper		275,000.00					-		
Acquisition of Fire Dept. air compressor and fill station							-		
Acquisition of Fire Dept gear (PEOSHA requirement)							-		
ADA Improvements Access Way-Recreation Center							-		
Reconstruction of Recreation Facilities		75,000.00	75,000.00		75,000.00	75,000.00	-		
Reconstruction of municipal parking lot (UST project)		110,000.00	110,000.00		110,000.00	110,000.00	-		
Acquisition of First Responder Vehicles with Defibrillators							-		
Acquisition of Police Communications Equipment							-		
Reconstruction of municipal complex							-		
Acquisition of Recreation Mobile Bus		120,000.00					-		
							-		
Total Capital Improvements		750,000.00	435,000.00	-	435,000.00	435,000.00	-	-	-

8. GENERAL APPROPRIATIONS (D) Municipal Debt Service - Excluded From "CAPS"	F.C.O.A.	CY2018	CY2017	CY2017 Emergency Appropriation	Total for CY2017 As Modified By All Transfers	Paid or Charged	Reserved	Unexpended Balance Canceled	Overexpenditure
Bond Principal	45-920-2	2,280,000.00	2,698,000.00	-	2,698,000.00	2,698,000.00	-		
Interest on Bonds	45-930-2	1,076,351.00	1,166,930.00	-	1,166,930.00	1,166,929.26		0.74	
Payment of Bond Anticipation Notes/Capital Notes	45-925-2	2,219,000.00	1,874,500.00	-	1,874,500.00	1,874,500.00	-	-	
Interest on Bond Anticipation Notes (BAN's)	45-935-2	286,150.00	174,588.00	-	174,588.00	174,468.92	-	119.08	
	45-935-2			-			-	-	
Principal on NJEIT Loans (CW - Trust)	55-525	65,000.00	65,000.00	-	65,000.00	65,000.00	-	-	
Interest on NJEIT Loans (CW - Trust)	55-526	59,500.00	62,750.00	-	62,750.00	54,763.27		7,986.73	
Principal on NJEIT Loans (CW - Fund)	55-527	83,947.00	83,947.00	-	83,947.00	83,947.00	-		
							-		
Total Municipal Debt Service		6,069,948.00	6,125,715.00	-	6,125,715.00	6,117,608.45		8,106.55	-

8. GENERAL APPROPRIATIONS (E) Deferred Charges - Municipal - Excluded From "CAPS"	F.C.O.A.	CY2018	CY2017	CY2017 Emergency Appropriation	Total for CY2017 As Modified By All Transfers	Paid or Charged	Reserved	Unexpended Balance Canceled	Overexpenditure
(1) DEFERRED CHARGES									
Emergency Authorizations	46-870-2						-		
Special Emergency Authorization - 3 Years							-		
Special Emergency Authorization - 5 Years	46-870-2						-		
Payment of Capital Ordinance #2814-11							-		
Total Deferred Charges - Municipal		-	-	-	-	-	-		
(F) Judgments	37-480-2								-
(N) Transferred to Board of Education for Use of Local									
Schools (N.J.S.A. 40:48-17.1 & 17.3)									-
(G) With Prior Consent of Local Finance Board:									
Cash Deficit of Preceding Year									-
(H-2) Total General Appropriations for Municipal									
Purposes - Excluded From "CAPS"		10,111,170.47	9,789,204.52	-	9,789,204.52	9,436,186.09	344,911.88	8,106.55	-

8. GENERAL APPROPRIATIONS	F.C.O.A.	CY2018	CY2017	CY2017 Emergency Appropriation	Total for CY2017 As Modified By All Transfers	Paid or Charged	Reserved	Unexpended Balance Canceled	Overexpenditure
For Local District School Purposes - Excluded from "CAPS"									
(I) Type 1 District School Debt Service									
Bond Principal									
Bond Anticipation Note Principal									
Interest on Bonds									
Interest on BANS									
Total Type 1 District School Debt Service - Excluded from "CAPS"									
(J) Deferred Charges and Statutory Expenditures -									
Local School - Excluded from "CAPS"									
Emergency Authorizations - Schools									
Capital Project for Land, Building or Equipment (N.J.S. 18A:22-20)									
Total Deferred Charges and Statutory Expenditures - Local School - Excluded from "CAPS"									
(K) Total Municipal Appropriations For Local School Purposes {Items (I) and (J)} - Excluded from "CAPS"									
(O) Total General Appropriations - Excluded From "CAPS"		10,111,170.47	9,789,204.52	-	9,789,204.52	9,436,186.09	344,911.88	8,106.55	
(L) Sub-total General Appropriations {Items (H-2) and (O)}		37,462,127.21	36,312,347.96	-	36,312,347.96	34,004,834.72	2,299,406.69	8,106.55	
(M) Reserve for Uncollected Taxes	50-899-2	2,496,726.06	3,042,703.69		3,042,703.69	3,042,703.69	-	-	-
9. Total General Appropriations		39,958,853.27	39,355,051.65	-	39,355,051.65	37,047,538.41	2,299,406.69	8,106.55	-

8. GENERAL APPROPRIATIONS Summary of Appropriations		CY 2018	CY 2017	CY2017 Emergency Appropriation	Total for CY2017 As Modified By All Transfers	Paid or Charged	Reserved	Unexpended Balance Canceled	Overexpenditure
(A) Operations:									
(a+b) Within "CAPS" - Including Contingent		24,020,143.94	23,473,039.44	-	23,473,039.44	21,549,276.86	1,923,762.58	-	-
Statutory Expenditures		2,831,042.67	2,673,247.00	-	2,673,247.00	2,642,514.77	30,732.23	-	-
(A) Operations - Excluded from "CAPS"									
Other Appropriations		3,150,901.06	3,072,510.08	-	3,072,510.08	2,773,098.20	299,411.88	-	-
Uniform Construction Code		-	-	-	-	-	-	-	-
Interlocal Municipal Service Agreements		-	61,000.00	-	61,000.00	15,500.00	45,500.00	-	-
Additional Appropriations Offset by Revenues		-	-	-	-	-	-	-	-
Public and Private Programs Offset by Revenues		140,321.41	94,979.44	-	94,979.44	94,979.44	-	-	-
Total Operations - Excluded from "CAPS"		3,291,222.47	3,228,489.52	-	3,228,489.52	2,883,577.64	344,911.88	-	-
(C) Capital Improvements		750,000.00	435,000.00	-	435,000.00	435,000.00	-	-	-
(D) Municipal Debt Service		6,069,948.00	6,125,715.00	-	6,125,715.00	6,117,608.45	-	8,106.55	-
(E) Total Deferred Charges (Sheet 18+28)		499,770.13	376,857.00	-	376,857.00	376,857.00	-	-	-
(F) Judgements		-	-	-	-	-	-	-	-
(G) Cash Deficit		-	-	-	-	-	-	-	-
(K) Local District School Purposes		-	-	-	-	-	-	-	-
(N) Transferred to Board of Education		-	-	-	-	-	-	-	-
(M) Reserve for Uncollected Taxes		2,496,726.06	3,042,703.69	-	3,042,703.69	3,042,703.69	-	-	-
Total General Appropriations		39,958,853.27	39,355,051.65	-	39,355,051.65	37,047,538.41	2,299,406.69	8,106.55	-

10. APPROPRIATIONS FOR WATER UTILITY	F.C.O.A.	CY2018	CY2017	CY2017 Emergency Appropriation	Total for CY2017 As Modified By All Transfers	Paid or Charged	Reserved	Unexpended Balance Canceled	Overexpenditure
OPERATING									
Salaries and Wages	55-501	250,011.00	224,792.90	-	234,792.90	231,815.75	2,977.15	-	-
Other Expenses	55-502	260,000.00	260,000.00	-	250,000.00	80,150.62	169,849.38	-	-
Water Purchase	55-503	2,200,000.00	2,500,000.00	-	2,500,000.00	1,773,980.12	726,019.88		-
Group Insurance	55-504	100,000.00	100,000.00	-	100,000.00	64,065.05	35,934.95	-	-
Other Insurance Premiums	55-505	35,000.00	35,000.00	-	35,000.00		35,000.00	-	-
Data Processing	55-506			-			-	-	-
Audit	55-507	10,000.00	10,000.00	-	10,000.00		10,000.00	-	-
Legal Services	55-508	20,000.00	20,000.00	-	20,000.00		20,000.00	-	-
Engineering Services	55-509			-			-	-	-
Water Tax	55-502			-			-	-	-
DEP Fees - Trust Loan (DW)	55-512			-			-	-	-
NJEIT Fees - Trust Loan (DW)	55-513	16,720.00	15,270.00	-	15,270.00	15,270.00	-	-	-
							-		
							-		
							-		
							-		
							-		
CAPITAL IMPROVEMENTS							-		
Down Payments on Improvements	55-510			-			-	-	-
Capital Improvement Fund	55-511			-			-	-	-
Capital Outlay	55-512	50,000.00	50,000.00	-	50,000.00	35,568.33	14,431.67	-	-
							-		
DEBT SERVICE							-		
Payment of Bond Principal	55-520	455,000.00	415,000.00		415,000.00	415,000.00	-	-	-
Payment of Bond Anticipation Notes and Capital Notes	55-521						-	-	-
Interest on Bonds	55-522	119,677.00	170,878.00		170,878.00	170,877.50		0.50	-
Interest on Notes	55-523							-	-
Principal on NJEIT Loans (DW Trust)	55-528	230,000.00	220,000.00		220,000.00	220,000.00		-	-
Interest on NJEIT Loans (DW Trust)	55-529	204,500.00	215,500.00		215,500.00	156,645.99		58,854.01	-
Principal on NJEIT Loans (DW Fund)	55-530	280,432.00	280,432.00		280,432.00	280,431.99		0.01	-
	55-524					-	-		-

10. APPROPRIATIONS FOR WATER UTILITY	F.C.O.A.	CY2018	CY2017	CY2017 Emergency Appropriation	Total for CY2017 As Modified By All Transfers	Paid or Charged	Reserved	Unexpended Balance Canceled	Overexpenditure
DEFERRED CHARGES									
Emergency Authorizations	55-530		-	-			-	-	-
Emergency Authorizations (N.J.S. 40A:4-55)	55-535		-	-			-	-	-
	55-536			-			-	-	-
				-			-	-	-
STATUTORY EXPENDITURES									
Public Employees' Retirement System	55-540	45,401.00	45,401.00	-	45,401.00	45,401.00	-	-	-
Social Security System (O.A.S.I.)	55-541	21,500.00	21,500.00	-	21,500.00	16,941.09	4,558.91	-	-
Unemployment Compensation Insurance	55-542			-			-	-	-
Disability Insurance Program	55-543			-				-	-
Judgements	55-531		-	-	-	-	-	-	-
Deficit in Operations in Prior Years	55-532		-	-	-	-	-	-	-
Surplus (General Budget)	55-545			-		-			-
Total Water Utility Appropriations		4,298,241.00	4,583,773.90	-	4,583,773.90	3,506,147.44	1,018,771.94	58,854.52	-

10. DEDICATED REVENUES FROM SWIMMING POOL UTILITY		Anticipated CY2018	Anticipated CY2017	Realized in Cash In CY2017
Operating Surplus Anticipated	08-501	87,928.00	51,179.50	51,179.50
Operating Surplus Anticipated With Prior Written				
Consent of Director of Local Government Services	08-502			
Total Operating Surplus Anticipated	08-500	87,928.00	51,179.50	51,179.50
Rents	08-503	152,000.00	150,000.00	153,135.47
Miscellaneous	08-505			
Shared Service Agreement - Lyndhurst Board of Education	08-506	60,000.00	60,000.00	60,000.00
Water Park / Concession Stand		26,000.00	20,000.00	28,070.37
Special Items of General Revenue Anticipated with Prior				
Written Consent of Director of Local Government Services				
Deficit (General Budget)	08-549			
Total Swimming Pool Utility Revenues		325,928.00	281,179.50	292,385.34

10. APPROPRIATIONS FOR SWIMMING POOL UTILITY	F.C.O.A.	CY2018	CY2017	CY2017 Emergency Appropriation	Total for CY2017 As Modified By All Transfers	Paid or Charged	Reserved	Unexpended Balance Canceled	Overexpenditure
OPERATING									
Salaries and Wages	55-501	149,688.00	107,339.50	-	136,794.50	136,150.58	643.92	-	
Other Expenses	55-502	55,000.00	54,000.00	-	54,000.00	52,799.84	1,200.16	-	-
Repairs & Maintenance	55-503			-			-	-	
Group Insurance	55-504	5,000.00	5,000.00	-	0.00		-	-	-
Other Insurance Premiums	55-505			-			-	-	-
Data Processing	55-506			-			-	-	-
Audit	55-507			-			-	-	-
Legal Services	55-508			-			-	-	-
Engineering Services	55-509			-			-	-	-
Utilities	55-502	70,000.00	70,000.00	-	60,287.00	56,857.13	3,429.87		
Water Park Concession-Other Expenses	55-502	10,000.00	10,000.00		6,167.00	6,166.21	0.79		
CAPITAL IMPROVEMENTS									
Down Payments on Improvements	55-510			-			-	-	-
Capital Improvement Fund	55-511			-			-	-	-
Capital Outlay	55-512	21,000.00	21,000.00	-	9,501.00	9,500.76	0.24	-	-
DEBT SERVICE									
Payment of Bond Principal	55-520								
Payment of Bond Anticipation Notes and Capital Notes	55-521								
Interest on Bonds	55-522								
Interest on Notes	55-523								

10. APPROPRIATIONS FOR SWIMMING POOL UTILITY	F.C.O.A.	CY2018	CY2017	CY2017 Emergency Appropriation	Total for CY2017 As Modified By All Transfers	Paid or Charged	Reserved	Unexpended Balance Canceled	Overexpenditure
DEFERRED CHARGES									
Emergency Authorizations	55-530		-	-			-	-	-
Emergency Authorizations (N.J.S. 40A:4-55)	55-535		-	-			-	-	-
Overexpenditures	55-536			-			-	-	-
Deficit in Operations				-			-	-	-
Prior Years Bills				-			-	-	-
STATUTORY EXPENDITURES									
Public Employees' Retirement System	55-540	5,240.00	5,240.00	-	5,240.00	5,240.00	-	-	-
Social Security System (O.A.S.I.)	55-541	10,000.00	8,600.00	-	9,190.00	9,137.90	52.10	-	-
Unemployment Compensation Insurance	55-542			-			-	-	-
Disability Insurance Program	55-543			-			-	-	-
Judgements	55-531			-			-	-	-
Deficit in Operations in Prior Years	55-532			-				-	-
Surplus (General Budget)	55-545			-	-	-	-	-	-
Total Swimming Pool Utility Appropriations		325,928.00	281,179.50	-	281,179.50	275,852.42	5,327.08	-	-

Dedication by Rider - (N.J.S. 40A:4-39) "The dedicated revenues anticipated during the year 2017 from Animal Control, State or Federal Aid for Maintenance of Libraries, Bequest, Escheat; Federal Grant; Construction Code Fees Due Hackensack Meadowlands Development Commission; Outside Employment of Off-Duty Municipal Police Officers; Unemployment Compensation Insurance; Reimbursement of Sale of Gasoline to State Automobiles; State Training Fees - Uniform Construction Code Act; Older Americans Act - Program Contributions; Municipal Alliance on Alcoholism and Drug Abuse - Program Income;

Housing and Community Development Act of 1974

Recycling Program (PL 1981 c278 amended by PL 1987, c102)

Neighborhood Preservation Program

Parking Offenses Adjudication Act (PL 1989, C.137)

Disposal of Forfeited Property (PL 1986, C135)

Recreation Trust Fund (PL 1999, C292)

Health Insurance Trust for Retirees

Donations - September 11, 2001 World Trade Center (N.J.S. 40A:5-29)

Affordable Housing Trust (PL 1985, C222 and NJAC 5:92-18.1 et seq)

Uniform Fire Safety Act Penalty Monies (N.J.S.A. 52:27D-192 et seq)

Developer's Escrow Fund (N.J.S.A. 40:55D-53.1)

are hereby anticipated as revenue and are hereby appropriated for the purposes to which said revenue is dedicated by statute or other legal requirement."

DEDICATED ASSESSMENT BUDGET

UTILITY

	FCOA	Anticipated		Realized In Cash 2017
		2018	2017	
14. DEDICATED REVENUE FROM				
Assessment Cash	53-101			
Deficit (_____)	53-885			
Total _____ Assessment Revenues	53-899			
		Appropriated		Expended 2016 Paid or Charged
		2018	2017	
15. APPROPRIATIONS FOR ASSESSMENT DEBT				
Payment of Bond Principal	53-920			
Payment of Bond Anticipation Notes	53-925			
Total _____ Utility				
Assessment Appropriations	53-999			

MUNICIPAL AND JOINT FREE PUBLIC LIBRARY MINIMUM TAX LEVY AND ADDITIONAL APPROPRIATION

	FCOA	Appropriated	
		2018	2017
16. APPROPRIATIONS FOR LIBRARY PURPOSES			
Minimum Library Appropriation per R.S. 40:54-8 et seq.	29-390-2	\$ 1,112,559.86	\$ 1,051,277.54
Additional Library Appropriation per Budget Sheet 20		\$ -	
Total Library Appropriation		\$ 1,112,559.86	\$ 1,051,277.54

APPENDIX TO BUDGET STATEMENT

CURRENT FUND BALANCE SHEET - DECEMBER 31, 2017

ASSETS			
Cash and Investments	1110100	13,862,069	
Due from State of N.J.(c. 20,P.L. 1971)	1111000		
Federal and State Grants Receivable	1110200		
Receivables with Offsetting Reserves:	xxxxxxxx		xx
Taxes Receivable	1110300	2,153,769	
Tax Title Liens Receivable	1110400	737,771	
Property Acquired by Tax Title Lien Liquidation	1110500	7,542,000	
Other Receivables	1110600	101,310	
Deferred Charges Required to be in 2018 Budget	1110700	377,247	
Deferred Charges Required to be in Budgets Subsequent to 2018	1110800	377,247	
Total Assets	1110900	25,151,413	
LIABILITIES, RESERVES AND SURPLUS			
*Cash Liabilities	2110100	5,253,948	
Reserves for Receivables	2110200	10,534,849	
Surplus	2110300	9,362,616	
Total Liabilities, Reserves and Surplus		25,151,413	

School Tax Levy Unpaid	2220110	30,000	
Less School Tax Deferred	2220200		
*Balance Included in Above "Cash Liabilities"	2220300	30,000	

COMPARATIVE STATEMENT OF CURRENT FUND OPERATIONS AND CHANGE IN CURRENT SURPLUS

		YEAR 2017	YEAR 2016
Surplus Balance, January 1st	2310100	7,962,665	9,887,110
CURRENT REVENUE ON A CASH BASIS			
Current Taxes *(Percentage collected: 2014 97.28%, 2013 97.48%)	2310200	76,224,127	72,645,501
Delinquent Taxes	2310300	851,602	1,076,246
Other Revenues and Additions to Income	2310400	8,486,982	6,207,755
Total Funds	2310500	85,562,711	79,929,502
EXPENDITURES AND TAX REQUIREMENTS:			
Municipal Appropriations	2310600	39,346,945	36,186,369
School Taxes (Including Local and Regional)	2310700	37,068,843	36,019,490
County Taxes(Including Added Tax Amounts)	2310800	7,746,972	6,495,518
Special District Taxes	2310900		
Other Expenditures and Deductions from Income	2311000		3,152,570
Total Expenditures and Tax Requirements	2311100	84,162,760	81,853,947
Less: Expenditures to be Raised by Future Taxes	2311200		
Total Adjusted Expenditures and Tax Requirements	2311300	84,162,760	81,853,947
Surplus Balance - December 31st	2311400	9,362,616	7,962,665

*Nearest even percentage may be used

Proposed Use of Current Fund Surplus in 2018 Budget

Surplus Balance December 31, 2017	2311500	9,362,616	
Current Surplus Anticipated in 2018 Budget	2311600	1,425,000	
Surplus Balance Remaining	2311700	7,937,616	

(Important: This appendix must be included in advertisement of budget.)

This section is included with the Annual Budget pursuant to N.J.A.C. 5:30-4. It does not in itself confer any authorization to raise or expend funds. Rather it is a document used as a part of the local unit's planning and management program. Specific authorization to expend funds for purposes described in this section must be granted elsewhere, by a separate bond ordinance, by inclusion of a line item in the Capital Improvement Section of this budget, by an ordinance taking the money from the Capital Improvement Fund, or other lawful means.

CAPITAL BUDGET

- A plan for all capital expenditures for the current fiscal year.

If no Capital Budget is included, Check the reason why:

Total capital expenditures this year do not exceed \$25,000.00 including appropriations for Capital Improvement Fund, Capital Line Items and Down Payments on Improvements.

No Bond Ordinances are planned this year.

CAPITAL IMPROVEMENT PROGRAM

- A multi-year list of planned capital projects, including the current year.

Check the appropriate box for number of years covered, including current year:

3 Years. (Population Under 10,000)

6 Years. (Over 10,000 and all county governments)

years. (Exceeding minimum time period)

Check if municipality is under 10,000, has not expended more than \$25,000.00 annually for capital purposes in immediately previous three years, and is not adopting CIP.

Township of Lyndhurst Capital Program:

The Lyndhurst Board of Commissioners presents the following Capital Improvement Program showing the planned, preliminary capital project listing for the next six years, including 2018, with a focus on financing the new Junior High School and road reconstruction. It must be stressed that this Capital Improvement Program does NOT confer authority to spend any funds but rather outlines a listing of upcoming capital needs. Due to the EnCap meadowlands development debacle, caused by the New Jersey Meadowlands Commission (NJMC) and as indicated on Sheet 3 (d) of this budget, the Township is funding \$1,695,857 in principal payments in 2018 to pay down the December 31, 2017 EnCap outstanding debt of \$10,646,994, excluding interest. This initially caused the Township's financial rating to be dramatically reduced. However, due to the implementation of strict budgetary controls and other financial procedures our financial rating has rebounded to AA and is now the "best ever". The year 2014 ended a three year consecutive period where no bond ordinances (new debt) was authorized. But since then the Township had an increase in capital project authorizations in 2015 and 2016 so that certain roads in need of resurfacing may be improved. Further, the Township has implemented a "pay as we go" capital financing plan which places the approval of certain capital projects directly in this operating budget. We are continuing this process for most facilities projects in 2018 and the future. However, because of the need for road improvements some debt needs to be authorized for the most significant projects. This capital plan also anticipates the financing of the redevelopment (replacement) of the Lincoln School, again, through its replacement by building a new Junior High School. (The capital projects for 2020-2023 will be determined after the current set of projects are completed).

Local Unit: Township of Lyndhurst

1 Project Title	2 Project Number	3 Estimated Total Cost	4 Amounts Reserved In Prior Years	PLANNED FUNDING SOURCES FOR CURRENT YEAR - CY 2018					6 To Be Funded in Future Years
				Re CY 2018 Budget Appropriations	5b Capital Improvement Fund	5c Capital Surplus	5d Grants in Aid and Other Funds	5e Debt Authorized	
		-							
Water, Road and Storm Water System Improvements-Page Avenue Area	2018-1	3,000,000			150,000			2,850,000	
Reconstruction of Roads-2018-2019 {A portion of 3rd Avenue, Valley Brook Ave., Forest Ave., Summer Ave., and 3rd, 5th, and 6th Streets.}	2018-2	2,200,000			110,000			990,000	1,100,000
New Junior High School-Site Work	2018-3	6,000,000			300,000			5,700,000	
Municipal Town Hall Park Surface Reconstruction	2018-4	160,000			10,000			150,000	
New Junior High School Equipment and Wiring Package for opening.	2019-1	4,000,000							4,000,000
Police and OEM Communications System	2019-2	900,000			50,000			850,000	
Acquisition of Fire Department Computer Servers.	2018-5	20,000		20,000					
Curb and sidewalk reconstruction	2018-6	100,000			5,000			95,000	
Acquisition of Street Sweeper.	2018-7	275,000		275,000					
Reconstruction of municipal facilities.	2018-8	75,000		75,000					
Improvements to municipal parking areas.	2018-9	110,000		110,000					
Acquisition of Recreation mobile vehicle.	2018-10	120,000		120,000					
TOTALS		16,960,000	-	600,000	625,000	-	-	10,635,000	5,100,000

Anticipated Project Schedule and Funding Requirements

Local Unit: Township of Lyndhurst

1 PROJECT TITLE	PROJECT NUMBER	ESTIMATED TOTAL COST	4 ESTIMATED COMPLETION TIME	FUNDING AMOUNTS PER BUDGET YEAR					
				5a	5b	5c	5d	5e	5f
				CY 2018	CY 2019	CY 2020	CY 2021	CY 2022	CY 2023
		-							
Water, Road and Storm Water System Improvements-Page Avenue Area	2018-1	3,000,000	2 years	1,500,000	1,500,000				
Reconstruction of Roads-2018-2019 {A portion of 3rd Avenue, Valley Brook Ave., Forest Ave., Summer Ave., and 3rd, 5th, and 6th Streets.}	2018-2	2,200,000	2 years		2,200,000				
New Junior High School-Site Work	2018-3	6,000,000	1 year	6,000,000					
Municipal Town Hall Park Surface Reconstruction	2018-4	160,000	1 year	160,000					
New Junior High School Equipment and Wiring Package for opening.	2019-1	4,000,000	2-3 years		4,000,000				
Police and OEM Communications System	2019-2	900,000	2 years		900,000				
Acquisition of Fire Department Computer Servers.	2018-4	20,000	1 year	20,000					
Curb and sidewalk reconstruction	2018-6	100,000	1 year	100,000					
Acquisition of Street Sweeper.	2018-5	275,000	1 year	275,000					
Reconstruction of municipal facilities.	2018-6	75,000	1 year	75,000					
Improvements to municipal parking areas.	2018-7	110,000	1 year	110,000					
Acquisition of Recreation mobile vehicle.	2018-8	120,000	1 year	120,000					
Totals		16,960,000		8,360,000	8,600,000	-	-	-	-

SUMMARY OF ANTICIPATED FUNDING SOURCES AND AMOUNTS

Local Unit: Township of Lyndhurst

1 PROJECT TITLE	ESTIMATED TOTAL COST	APPROPRIATIONS		4 Capital Improvement Fund	5 Capital Surplus	6 Grants in Aid and Other Funds	BONDS AND NOTES			
		3a Current Year CY 2018	3b Future Years				7a General	7b Self Liquidating	7c Assessment	7d School
		-	-							
Water, Road and Storm Water System Improvements-Page Avenue Area	3,000,000	-	-	150,000			2,850,000	-		
Reconstruction of Roads-2018-2019 {A portion of 3rd Avenue, Valley Brook Ave., Forest Ave., Summer Ave., and 3rd, 5th, and 6th Streets.}	2,200,000		1,100,000	110,000			990,000			
New Junior High School-Site Work	6,000,000		-	300,000			5,700,000			
Municipal Town Hall Park Surface Reconstruction	160,000			10,000			150,000			
New Junior High School Equipment and Wiring Package for opening.	4,000,000	-	4,000,000		-	-	-			
Police and OEM Communications System	900,000			50,000			850,000			
Acquisition of Fire Department Computer Servers.	20,000	20,000								
Curb and sidewalk reconstruction	100,000			5,000			95,000			
Acquisition of Street Sweeper.	275,000	275,000								
Reconstruction of municipal facilities.	75,000	75,000								
Improvements to municipal parking areas.	110,000	110,000								
Acquisition of Recreation mobile vehicle.	120,000	120,000								
Totals	16,960,000.00	600,000	5,100,000	625,000	-	-	10,635,000	-	-	-

SUMMARY OF APPROPRIATIONS

6. GENERAL APPROPRIATIONS:		
Within "CAPS"		
(a&b) Operations Including Contingent		24,020,143.94
(e) Deferred Charges and Statutory Expenditures - Municipal		3,330,812.80
(g) Cash Deficit		-
Excluded from "CAPS"		
(a) Operations - Total Operations Excluded from "CAPS"		3,291,222.47
(c) Capital Improvements		750,000.00
(d) Municipal Debt Service		6,069,948.00
(e) Deferred Charges - Municipal		-
(f) Judgments		-
(g) Cash Deficit		-
(k) For Local School Purposes		-
(n) Transferred to Board of Education for Use of Local Schools (N.J.S. 40:48-17.1 & 17.3)		-
(m) Reserve for Uncollected Taxes (Include Other Reserves if Any)		2,496,726.06
7. SCHOOL APPROPRIATIONS - TYPE I SCHOOL DISTRICTS ONLY (N.J.S. 40A:4-13)		
Total Appropriations		39,958,853.27

-

It is hereby certified that the within budget is a true copy of the budget finally adopted by resolution of the Governing Body on the 12th day of June, 2018. It is further certified that each item of revenue and appropriation set forth in the same amount and by the same title as appeared in the 2018 approved budget and all amendments thereto, if any, which have been previously approved by the Director of Local Government Services.

Certified by me, this 12th day of June, 2018,

Township Clerk

Annual List of Change Orders Approved
Pursuant to N.J.A.C. 5:30-11

Contracting Unit: Township of Lyndhurst


Year Ending: December 31, 2017

The following is a complete list of all change orders which caused the originally awarded contract price to be exceeded by more than 20 percent. For regulatory details please consult N.J.A.C. 5:30-11.1 et. Seq. Please identify each change order by name of project.

- 1. NONE
- 2.
- 3.
- 4.

For each change order listed above, submit with the introduced budget a copy of the governing body resolution authorizing the change order and an Affidavit of Publication for the newspaper notice required by N.J.A.C. 5:30-11.9(d).

If you have not had a change order exceeding the 20 percent threshold for the year indicated above, please check here and certify below.



Clerk of the Governing Body